


NEPA Porator

電阻可預檢式 指數衰減波型 電穿孔儀 (Electroporator)

NEW

Transformation/Transfection 應用:

- E. coli
- Bacterial cells
- Yeasts
- Fungi
- Mammalian cells



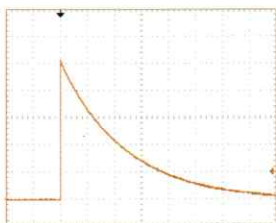
電阻預檢之於 電穿孔實驗的調控

Electroporation is generated by delivering an electric pulse(s), and the delivery of the electric pulse(s) at the same voltage and the same current with the same resistance under the ohm's law is essential for achieving highly reproducible results. The NEPA Porator can measure the electric impedance (that is almost equal to resistance) of the sample between the electrodes. Checking the impedance prior to electroporation is greatly helpful for avoiding inconstant electroporation, reviewing electroporation results and performing expected electroporation that will bring desired transfection results.

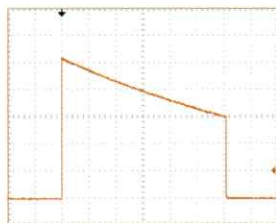
Specifications

■ Settings of exponential decay wave pulse

Voltage	100-500 V (increment: 5 V) 500-3,000 V (increment: 100 V)
Pulse length	None setting or 1.0-5.0 msec (increment: 0.5 msec)
Number of pulses	1 or 2



NEPA Porator exponential decay wave pulse
*Pulse length setting: none



NEPA Porator exponential decay wave pulse
*Pulse length setting: 1.0-5.0 msec

■ Measurements of output pules

Voltage	100-3,000 V (increment: 1 V)
Time constant	None setting: measured value is displayed 1.0-5.0 msec setting: set value is displayed
Number of pulses	1 or 2

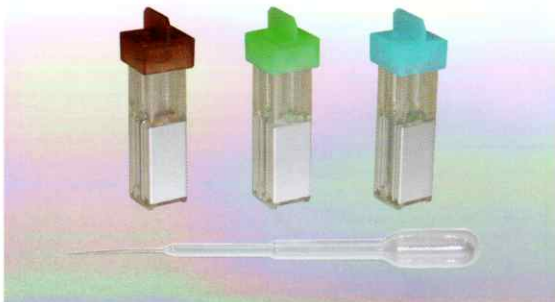
■ Others

Impedance Measurement	15-9,999 Ω (increment: 1 Ω) 10,000-50,000 Ω (increment: 10 Ω)
Save	99 programs
Dimensions	335 (W) x 205 (D) x 85 (H) mm
Weight	3.2 kg

Cuvettes/Chamber/Stand Holder

Nepa Electroporation Cuvettes

- Nepa Electroporation Cuvettes are designed to maximize molecular electroporation efficiencies for bacteria, yeast, mammalian and plant cells. Each batch of cuvettes has to undergo rigorous testing at several stages during the manufacturing process for engineering tolerances, biocompatibility and sterility, prior their being quality tested for optimal and reproducible impedance measurements.
- Nepa Electroporation Cuvettes are compatible with most of commercially available electroporation systems.
- All batches are checked to optimize the bio and transfection compatibility, with stringent use of high quality grade polycarbonate and high grade chemicals to ensure consistent uniform pulse generation and improved gene transfer.
- Available in 1mm, 2mm and 4mm gap sizes with individual color caps.
- The molding process ensures extremely high tolerances so that the electrodes have a consistent gap and parallel configuration. The electrodes are also cleaned chemically and physically to fully optimize the cuvette for high transformation efficiencies.
- Every cuvette is guaranteed sterile, packed using gamma irradiation and has a simple tear wrapper for easy access when you need it.



Catalog No.	Product Name	Cap Color	Volume	Unit
EC-001S	Nepa Electroporation Cuvettes 1mm gap w/pipettes	Brown	20-70 μ l	50 pcs/pack
EC-002S	Nepa Electroporation Cuvettes 2mm gap w/pipettes	Green	40-400 μ l	50 pcs/pack
EC-004S	Nepa Electroporation Cuvettes 4mm gap w/pipettes	Blue	80-800 μ l	50 pcs/pack
EC-001	Nepa Electroporation Cuvettes 1mm gap	Brown	20-70 μ l	50 pcs/pack
EC-002	Nepa Electroporation Cuvettes 2mm gap	Green	40-400 μ l	50 pcs/pack
EC-004	Nepa Electroporation Cuvettes 4mm gap	Blue	80-800 μ l	50 pcs/pack
EC-NPP	Pipettes for the Nepa Electroporation Cuvettes			50 pcs/pack

CU500 Cuvette Chamber



- The CU500 cuvette chamber can be connected to Nepa Gene electroporators, and a Nepa Electroporation Cuvette can be set in the CU500 for delivering electric pulses into the cuvette.

CU600 Cuvette Stand Holder



- The CU600 cuvette stand holder can hold up to 20 electroporation cuvettes.

*All features and specifications subject to change without notice.

NEPAGENE Nepa Gene Co., Ltd.

3-1-6 Shioyaki, Ichikawa, Chiba, 272-0114 JAPAN
Phone : +81 47 306 7222 E-mail : info@nepagene.jp
Web : <http://www.nepagene.jp>

東生生物科技有限公司

Tel: 02-2831-3061 E-mail: bio.east@msa.hinet.net
<http://www.bio-east.com>